

WIRING DIAGRAMS

Key to wiring diagrams page Nc.2

Midget Mk. III, positive earth (up to 1967)	} Diagram 1
Sprite Mk. IV, positive earth (up to 1967)	
Midget Mk. III, negative earth	} Diagram 2
Car Nos. G-AN4-60460 to 74885 (1967-69)	
Sprite Mk. IV, negative earth	
Car Nos. H-AN9-72041 to 85286 (1967-69)	
Midget Mk. III, negative earth	} Diagram 3
Car Nos. G-AN5-74886 to 89514* (1969-70)	
Sprite Mk. IV, negative earth	
Car Nos. H-AN10-85287 to 86302 (1969-70)	
Midget Mk. III, negative earth	} Diagram 4
Car Nos. G-AN5-89515 to 105500 (1970-71)	
Sprite Mk. IV, negative earth	
Car No. H-AN10-86303 onwards (1970-71)	
Midget Mk. III, negative earth	} Diagram 9
Car Nos. G-AN5-105501 to 128262 (1971-73)	
Car Nos. G-AN5-128263 to 138800 (1973)	
Car No. G-AN5-138801 onwards (1973-74)	Diagram 11**
	Diagram 12**

The following wiring diagrams are for Midget and Sprite cars fitted with electrical equipment in conformity with various local and territorial motor vehicle regulations.

Midget Mk. III, North America, negative earth	} Diagram 5
Car Nos. G-AN4-60460 to 66225 (1967-68)	
Sprite Mk. IV, North America, negative earth	} Diagram 6
Car Nos. H-AN9-72041 to 77590 (1967-68)	
Midget Mk. III North America, negative earth	} Diagram 7
Car Nos. G-AN4-66226 to 74885 (1968-69)	
Sprite Mk. IV, North America, negative earth	
Car No. H-AN9-77591 onwards (1968-69)	
Midget Mk. III, North America, negative earth	Diagram 8
Car Nos. G-AN5-74886 to 89514* (1969-70)	Diagram 10
Car Nos. G-AN5-89515 to 105500 (1970-71)	Diagram 13**
Car Nos. G-AN5-105501 to 123730 (1971-72)	Diagram 14**
Car Nos. G-AN5-123731 to 138800 (1972-73)	
Car No. G-AN5-138801 onwards (1973-74)	

* 74901-74947 } Midget Mk. III
75701-75735 } G-AN4 cars.

**These diagrams appear in the Appendix, beginning on page 373.

KEY TO THE WIRING DIAGRAMS

Use the one key to identify components on these wiring diagrams.

Refer to the appropriate wiring diagram, and disregard any additional numbered items appearing in the key and not on a particular diagram.

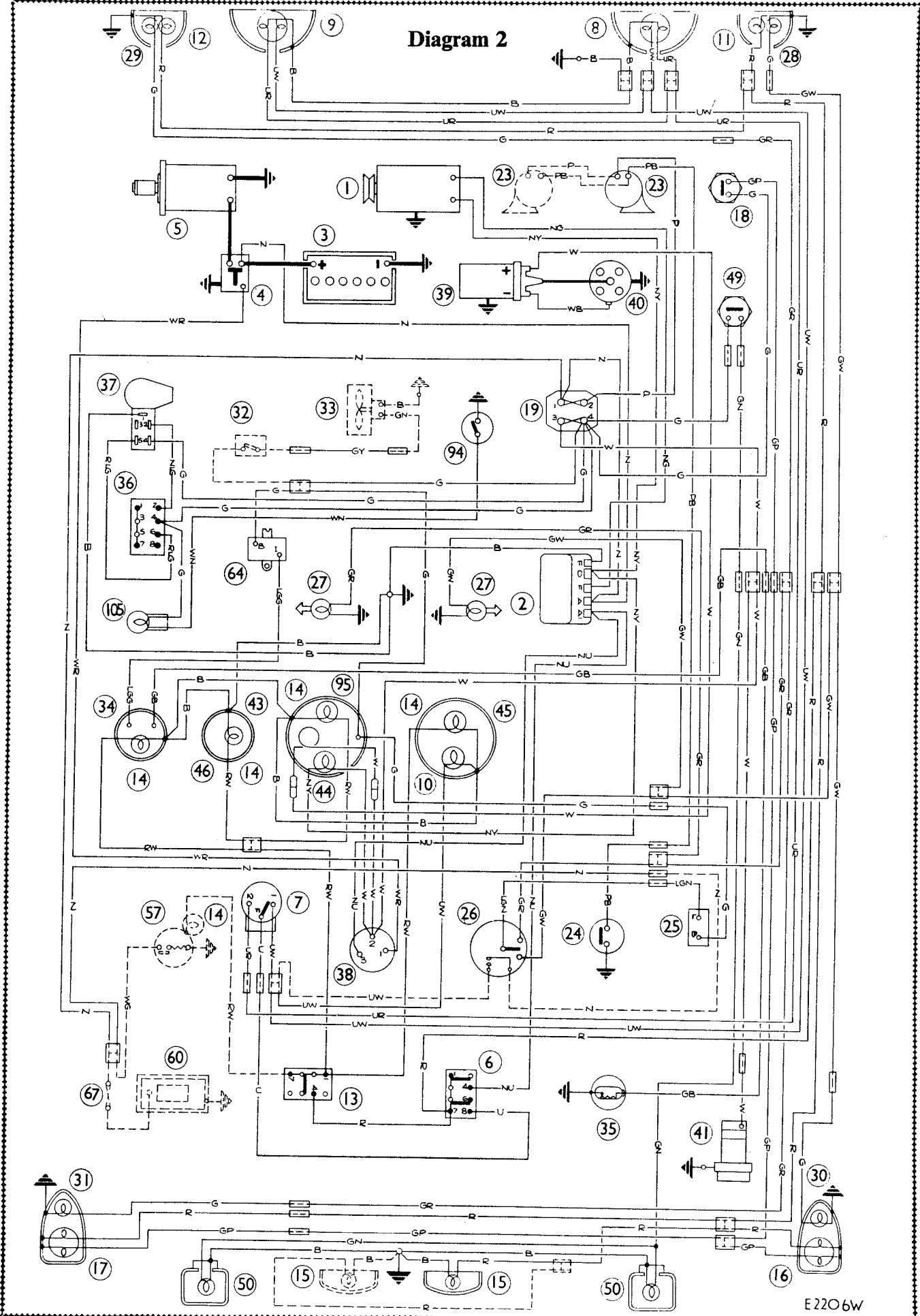
- | | |
|--|--|
| 1. Dynamo/alternator. | 36. Windscreen wiper switch. |
| 2. Control box. | 37. Windscreen wiper motor. |
| 3. Battery. | 38. Ignition/starter switch. |
| 4. Starter solenoid. | 39. Ignition coil. |
| 5. Starter motor. | 40. Distributor. |
| 6. Lighting switch. | 41. Fuel pump. |
| 7. Headlamp dip switch. | 43. Oil pressure gauge. |
| 8. R.H. headlamp. | 44. Ignition warning lamp. |
| 9. L.H. headlamp. | 45. Speedometer. |
| 10. High-beam warning lamp. | 46. Coolant temperature gauge. |
| 11. R.H. parking lamp. | 49. Reverse lamp switch. |
| 12. L.H. parking lamp. | 50. Reverse lamp. |
| 13. Panel lamp switch. | 57. Cigar-lighter—illuminated. |
| 14. Panel lamps. | 60. Radio. |
| 15. Number-plate illumination lamp. | 64. Bi-metal instrument voltage stabilizer. |
| 16. R.H. stop and tail lamp. | 65. Luggage compartment lamp switch. |
| 17. L.H. stop and tail lamp. | 66. Luggage compartment lamp. |
| 18. Stop lamp switch. | 67. Line fuse. |
| 19. Fuse unit. | 77. Windscreen washer pump. |
| 20. Interior courtesy lamp. | 94. Oil filter switch. |
| 21. R.H. door switch. | 95. Tachometer. |
| 22. L.H. door switch. | 105. Oil filter warning lamp. |
| 23. Horns. | 118. Combined windscreen washer and wiper switch. |
| 24. Horn-push. | 152. Hazard warning lamp. |
| 25. Flasher unit. | 153. Hazard warning switch. |
| 26. Combined direction indicator/headlamp flasher. | 154. Hazard warning flasher unit. |
| or | 159. Brake pressure warning lamp and lamp test push. |
| 26. Combined direction indicator/headlamp flasher/headlamp high-glow beam/hornpush switch. | 160. Brake pressure failure switch. |
| 26. Combined direction indicator/headlamp flasher/headlamp high-low beam switch | 168. Ignition key audible warning buzzer. |
| 27. Direction indicator warning lamp. | 169. Ignition key audible warning door switch. |
| 28. R.H. front flasher lamp. | 170. R.H. front side-marker lamp. |
| 29. L.H. front flasher lamp. | 171. L.H. front side-marker lamp. |
| 30. R.H. rear flasher lamp. | 172. R.H. rear side-marker lamp. |
| 31. L.H. rear flasher lamp. | 173. L.H. rear side-marker lamp. |
| 32. Heater or fresh-air motor switch. | 198. Driver's seat belt buckle switch. |
| 33. Heater or fresh-air motor. | 199. Passenger's seat belt buckle switch. |
| 34. Fuel gauge. | 200. Passenger seat switch. |
| 35. Fuel gauge tank unit. | 201. Seat belt warning gearbox switch. |
| | 202. 'Fasten belts' warning light. |
| | 203. Line diode. |

CABLE COLOUR CODE

N. Brown.	P. Purple.	W. White.	K. Pink.
U. Blue.	G. Green.	Y. Yellow.	O. Orange.
R. Red.	L.G. Light Green.	B. Black.	

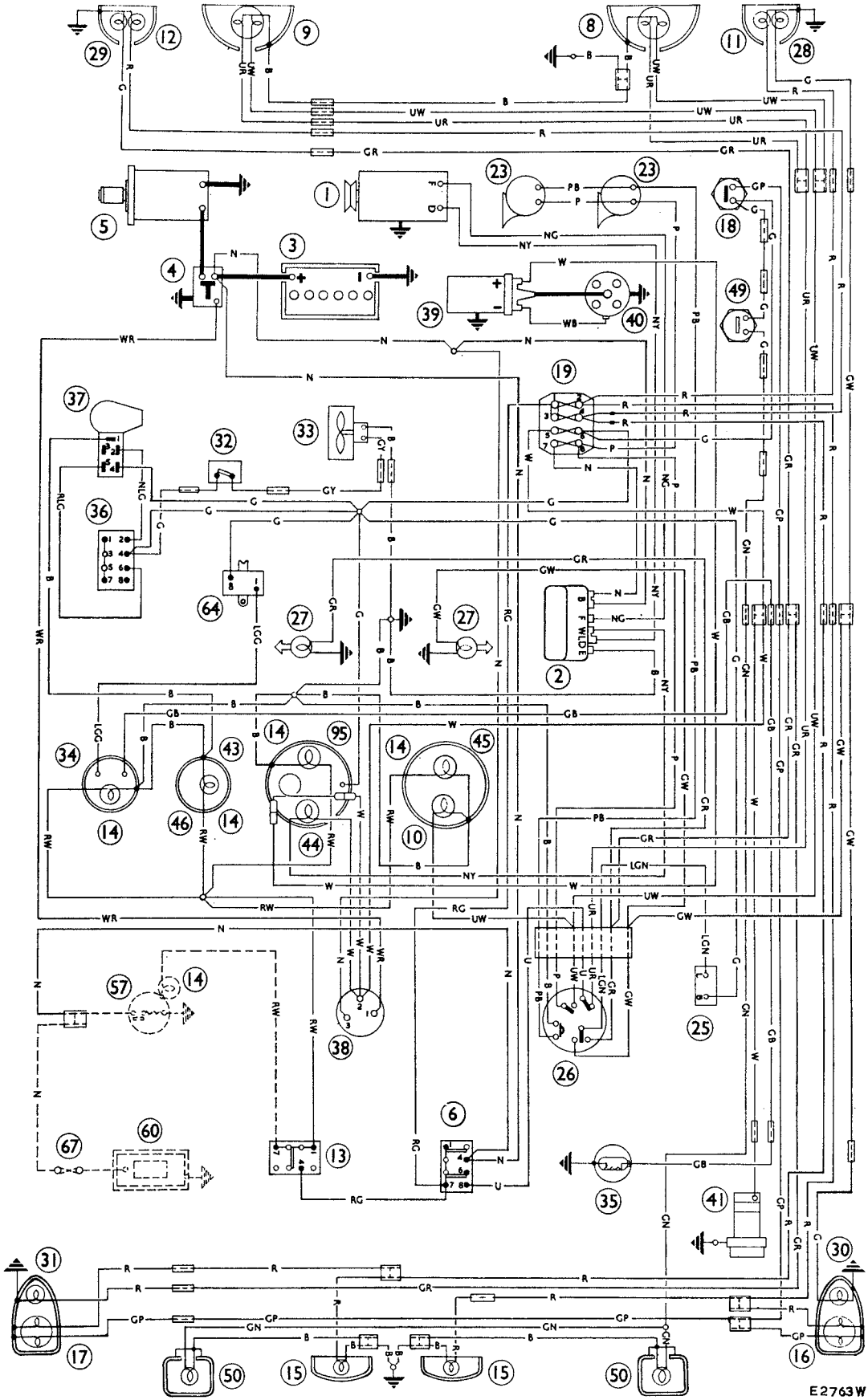
When a cable has two colour code letters the first denotes the main colour and the second denotes the tracer colour

Diagram 2



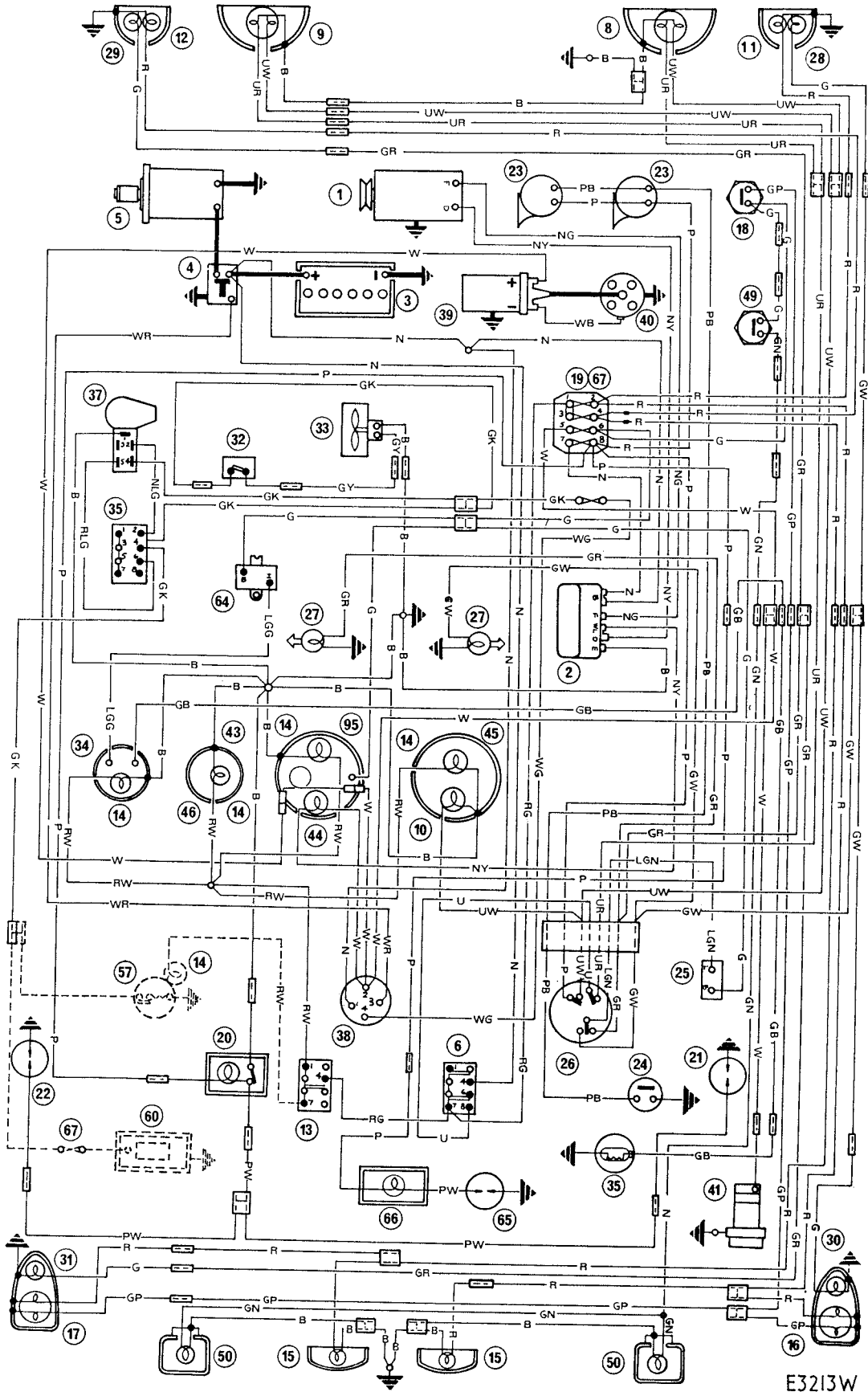
E 2206W

Diagram 3



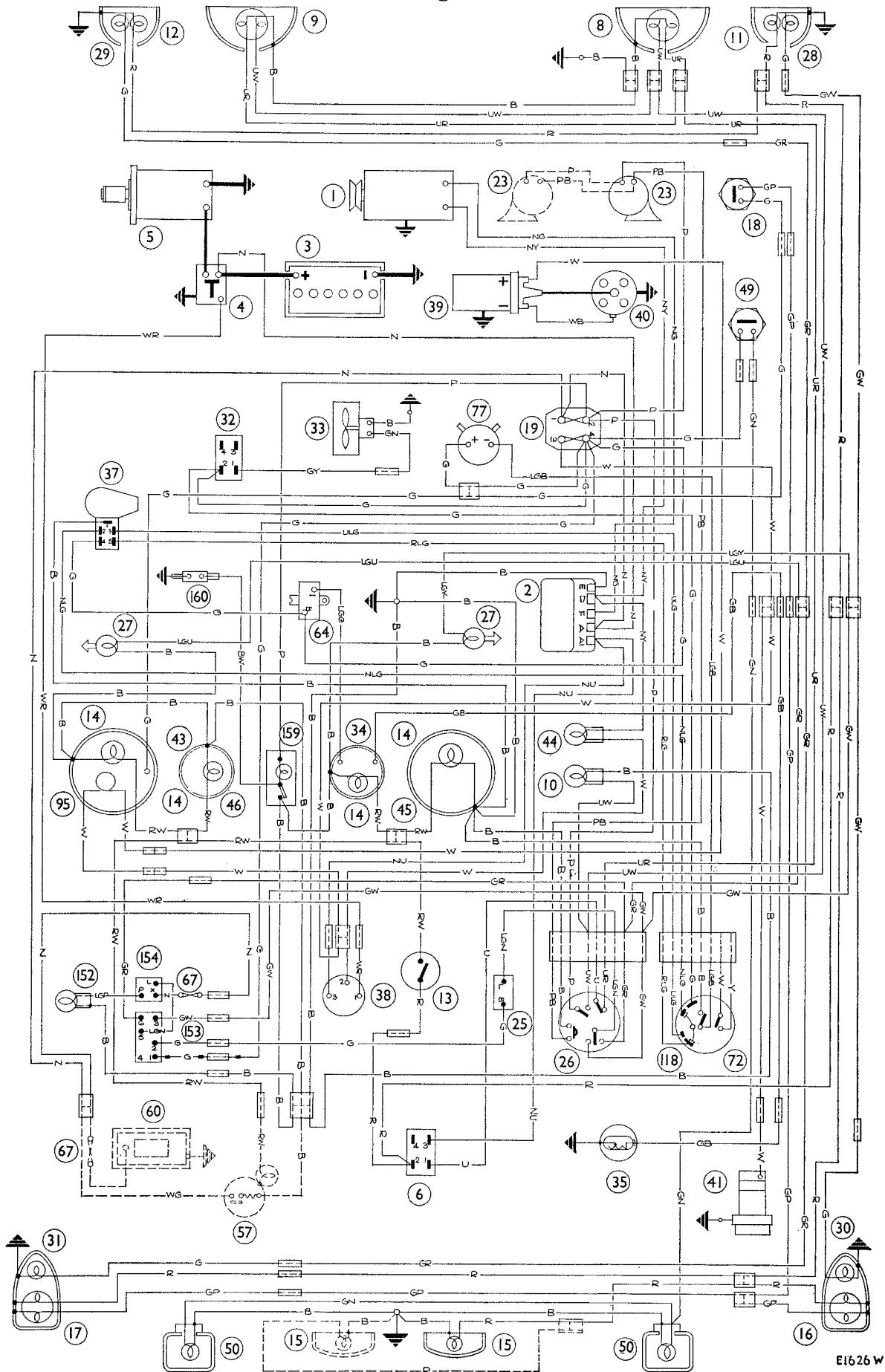
E 2763 W

Diagram 4



E3213W

Diagram 5



E1626 W

Diagram 6

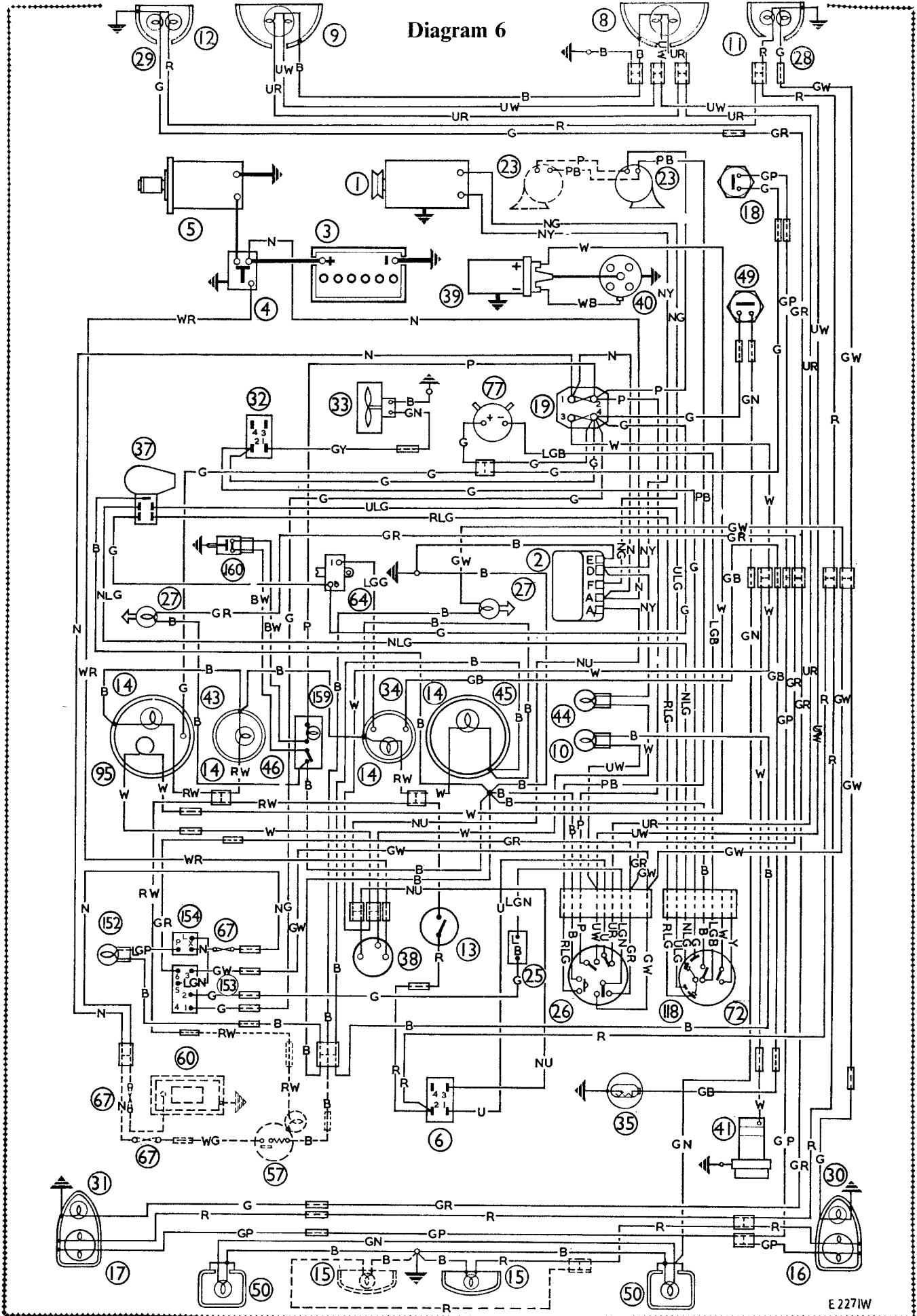


Diagram 7

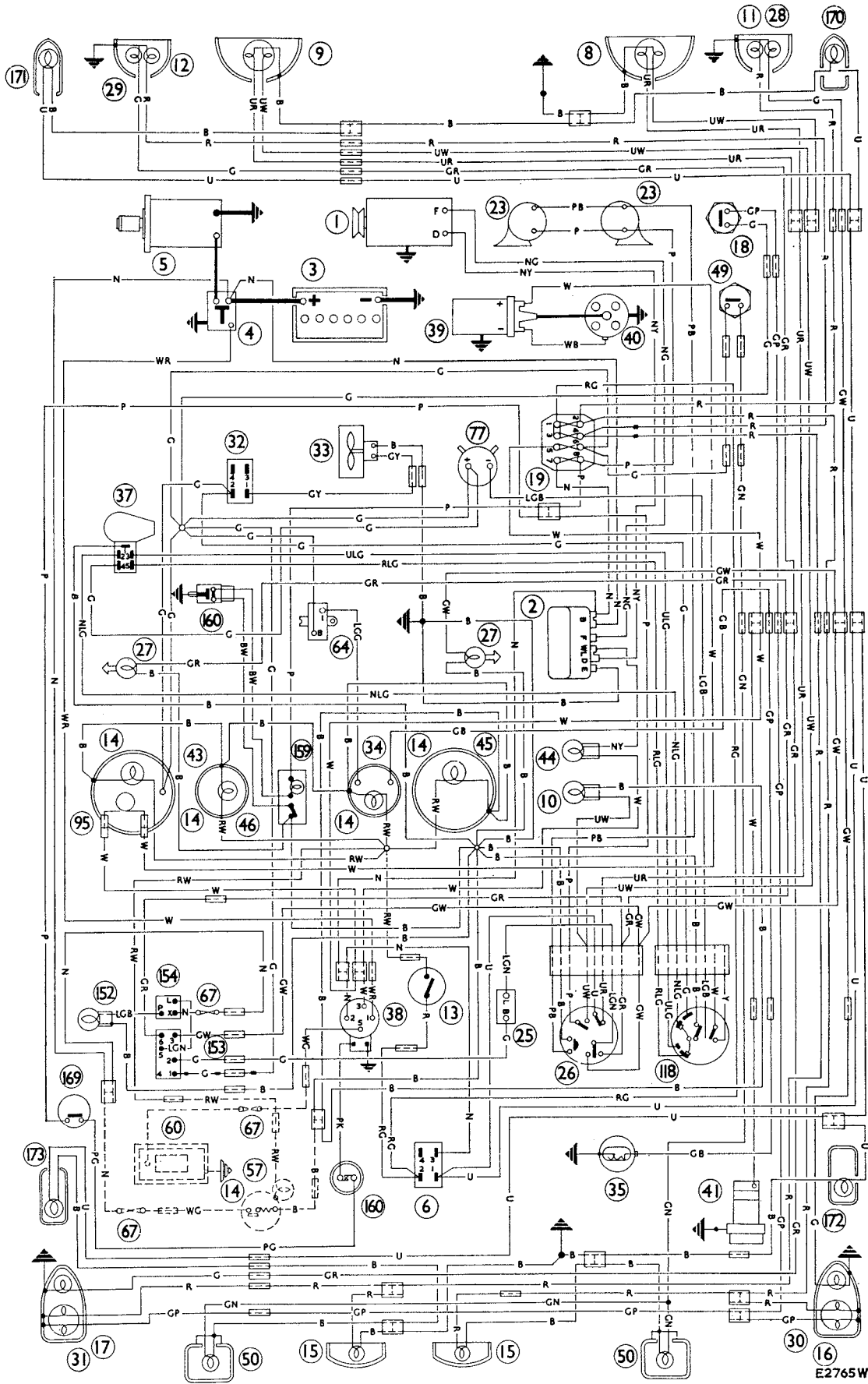


Diagram 8

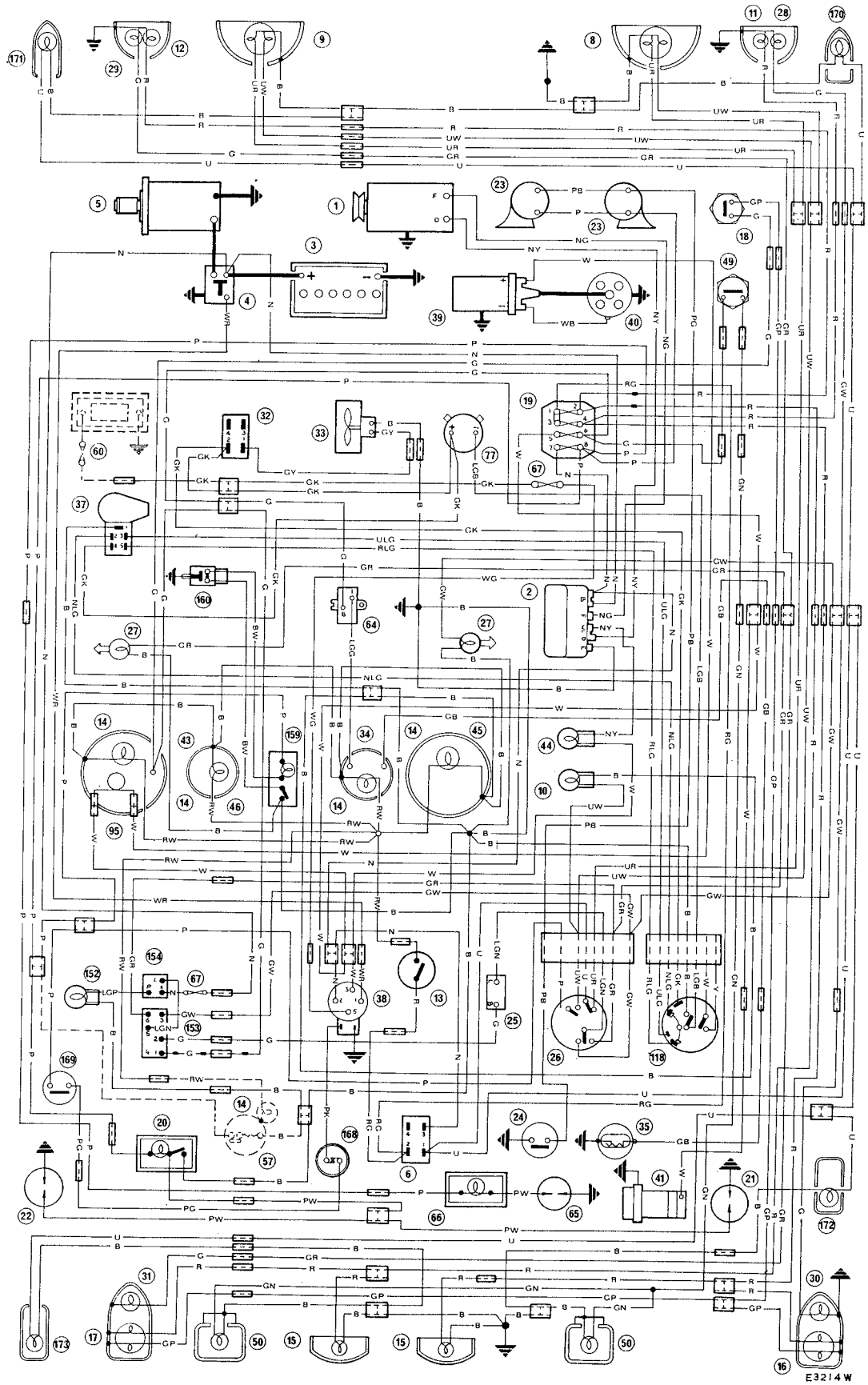


Diagram 10

